



This series was designed as a moderate duty version of our Series 4100 family of switches. They have been widely used in Power Plants, Communication & Broadcasting Equipment, Alarm Systems, Ground Support Panels, Machine Tools, Telephone Test Equipment, Railroad Signaling and Process Control Panels. The solid brass toggle cam and stainless steel ball bearings insure a positive detent action. Large solid silver contacts insure long life.

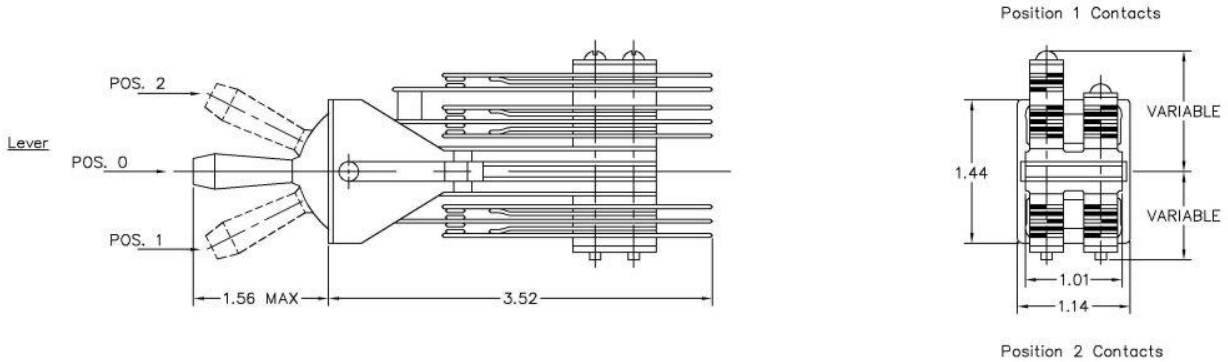
Some of the main features of the Series 4200 switch include:

- »Medium Duty Construction
- »Thousands of Circuit Combinations
- »5 AMP or 10 AMP Silver Contacts
- »Steel Reinforced Molded Frame for Additional Insulation and Corrosion Resistance
- »2 and 3 Position Lever Action is Standard
- »Custom 4 and 5 Position Levers Available
- »Locking and Non-Locking Versions
- »Up to 30 Circuits (S.P.S.T.) on One Switch
- »Extra Positive Lever Detent Mechanism

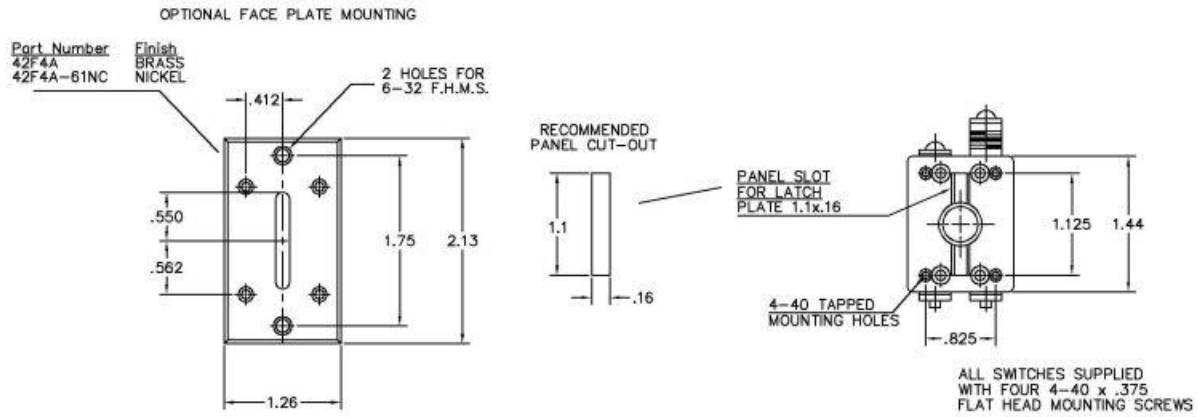
Electrical Characteristics	
Current and Voltage Ratings	5 Amps at 125 VAC (resistive) 10 Amps at 125 VAC (resistive)
Dielectric Strength	1000 VAC min. live metal to ground
Mechanical Specifications	
Life	100,000 cycles min.
Contacts	Standard Duty 10 Amp Fine Silver .187 dia. X .031 Thick Head Light Duty 5 Amp Coin Silver .153 dia. X .031 Thick Head
Temperature	-20°C to +100°C -4°F to +212°F
Lever Stops	Non Locking (NL- momentary - set at factory) No Throw (NT- used on 1/2 throw switches - set at factory)
Operating Force	2 to 6 lbs (not user adjustable) depending on the number of circuits being activated
Material and Finishes	
Frame	Black Polycarbonate (UL 94V-2)
Cam	Brass with Brite Nickel Plating, Type 303 Stainless Steel Axel and Stop Pins
Rollers	Thermoplastic
Handle	Black Delrin Standard - Other colors available upon request
Insulation	Between blades - Nema XXX Paper Reinforced Phenolic Resin Laminate (meets MIL-P3115 type PBE-P) Over screws - Grade XK Concentric Laminate Paper Base Phenolic Tubing (meets JAN-P-13 [NAVY Spec 17-P-S])
Detent Assembly	Two Stainless Steel Ball Bearing and Stainless Piston Spring
Spring Blades	Phosphor Bronze with Commercial Nickel Plating
Stack Screws	Steel with Zinc Plating
<i>Information accurate as of December 12th, 2012</i>	



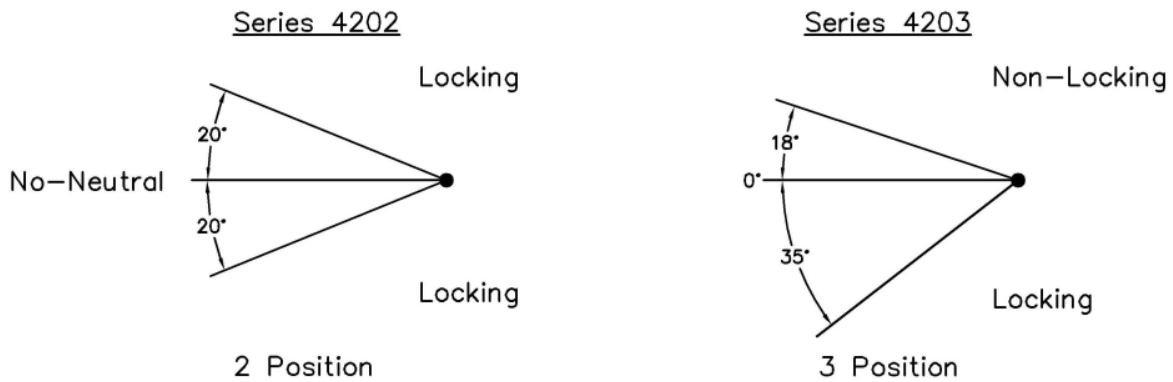
Dimensions



Mounting

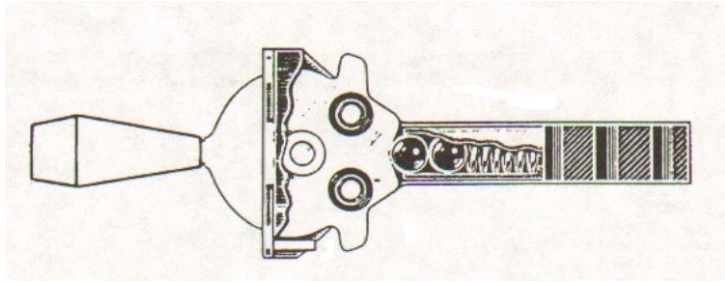


Lever Action and Degree Throw





Internal Operating Construction



Cam Code Table

CAM CODE					
1	2	3	4	5	6
L	NL	NL	L	NL	L
L	L	L	L	L	L
	L	NL	L	NT	NT

SERIES NO.	POS. 1	POS. 2	POS. 3
4202 TWO POS.	LOCKING	NO NEUTRAL	LOCKING
4203 THREE POS.	LOCKING NON-LOCKING NO-THROW	LOCKING	LOCKING NON-LOCKING NO-THROW

Contact Forms Available

